

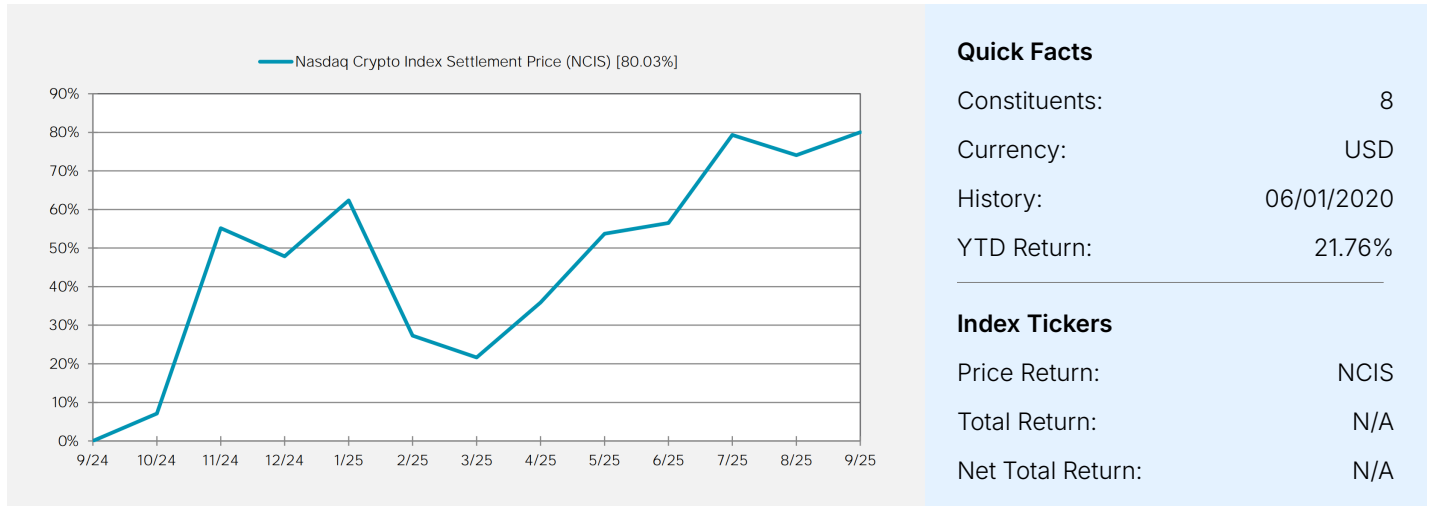
The Nasdaq Crypto Settlement Price™ Index (NCIS™) Factsheet



The Nasdaq Crypto Settlement Price™ Index (NCIS™) Factsheet is a daily closing value of the Nasdaq Crypto™ Index (NCI™), which is designed to measure the performance of a significant portion of the digital asset market and to provide a benchmark for institutional investment in this new and emerging asset class. The Index is specifically designed to be dynamic in nature, broadly representative of the market, and readily trackable by investors.

More information about the Index can be found at <https://indexes.nasdaq.com/Index/Overview/NCIS>

1-Year Performance



Top 10 Components by Weight

Ticker	Name	Weight
XBT	Bitcoin	72.44%
ETH	Ethereum	14.51%
XRP	XRP	6.77%
SOL	Solana	4.10%
ADA	Cardano	1.21%
LINK	Chainlink	0.50%
XLM	Stellar Lumens	0.32%
UNI	Uniswap	0.14%

The Nasdaq Crypto Settlement Price™ Index (NCIS™) Factsheet



Performance(Price Version)

Annual		Cumulative		Cumulative Annualized	
1 Year	80.03%	1 Year	80.03%	1 Year	80.03%
2 Year	110.51%	2 Year	278.98%	2 Year	94.67%
3 Year	30.74%	3 Year	395.50%	3 Year	70.48%
4 Year	-56.30%	4 Year	116.55%	4 Year	21.31%
5 Year	381.04%	5 Year	941.70%	5 Year	59.79%

Annualized Volatility(Price Version)

Annual		Cumulative	
1 Year	47.27%	1 Year	47.27%
2 Year	52.43%	2 Year	49.87%
3 Year	46.55%	3 Year	48.78%
4 Year	67.65%	4 Year	54.18%
5 Year	74.08%	5 Year	59.24%

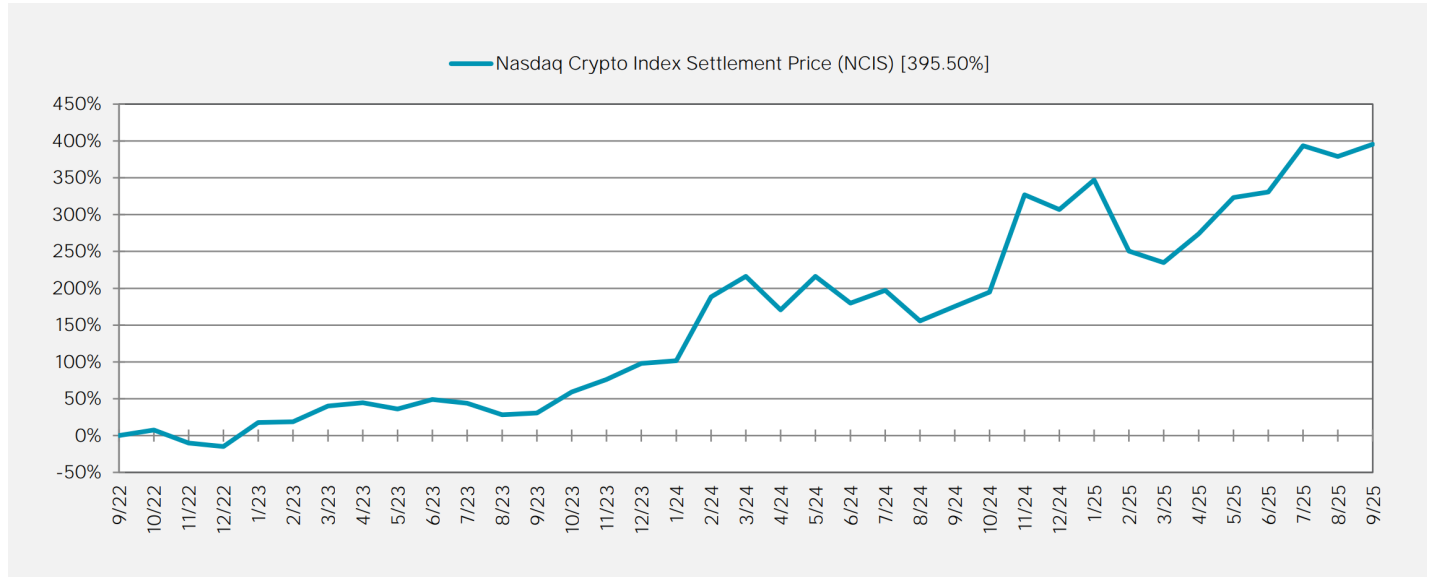
Performance(Price Version)

Calendar Year	
2025	21.76%
2024	105.74%
2023	132.34%
2022	-65.56%
2021	102.13%
2020	203.43%

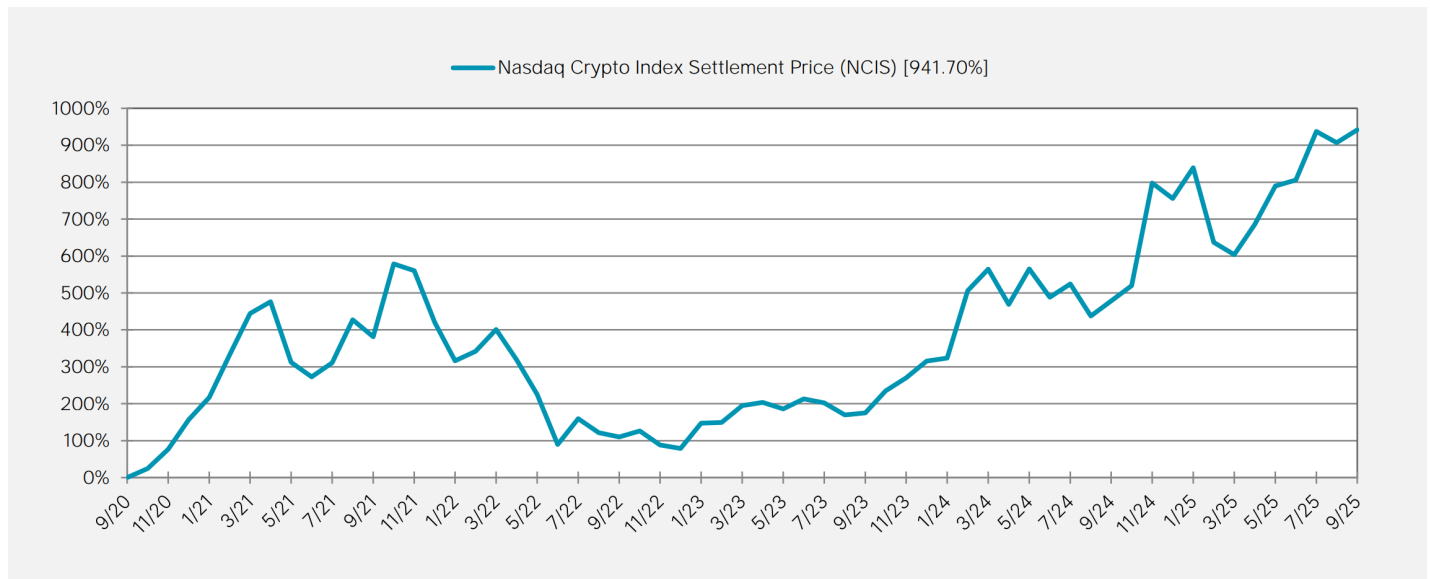
The Nasdaq Crypto Settlement Price™ Index (NCIS™) Factsheet



3-Year Performance



5-Year Performance



The Nasdaq Crypto Settlement Price™ Index (NCIS™) Factsheet



Monthly Performance(Price Version)

Sep 2025	3.43%	Sep 2023	1.88%	Sep 2021	-8.74%
Aug 2025	-2.93%	Aug 2023	-10.76%	Aug 2021	28.35%
Jul 2025	14.57%	Jul 2023	-3.44%	Jul 2021	10.22%
Jun 2025	1.81%	Jun 2023	9.46%	Jun 2021	-9.61%
May 2025	13.15%	May 2023	-5.81%	May 2021	-28.47%
Apr 2025	11.70%	Apr 2023	3.09%	Apr 2021	5.88%
Mar 2025	-4.46%	Mar 2023	18.02%	Mar 2021	26.13%
Feb 2025	-21.58%	Feb 2023	0.90%	Feb 2021	36.04%
Jan 2025	9.80%	Jan 2023	38.22%	Jan 2021	23.37%
Dec 2024	-4.70%	Dec 2022	-5.12%	Dec 2020	45.50%
Nov 2024	44.85%	Nov 2022	-16.58%	Nov 2020	42.11%
Oct 2024	7.11%	Oct 2022	7.56%	Oct 2020	24.35%
Sep 2024	7.59%	Sep 2022	-5.09%	Sep 2020	-11.28%
Aug 2024	-13.89%	Aug 2022	-14.69%	Aug 2020	8.82%
Jul 2024	6.14%	Jul 2022	37.01%	Jul 2020	28.71%
Jun 2024	-11.50%	Jun 2022	-41.74%	Jun 2020	-5.03%
May 2024	16.84%	May 2022	-22.31%		
Apr 2024	-14.35%	Apr 2022	-16.37%		
Mar 2024	9.66%	Mar 2022	13.35%		
Feb 2024	42.98%	Feb 2022	6.20%		
Jan 2024	1.90%	Jan 2022	-19.97%		
Dec 2023	12.28%	Dec 2021	-21.26%		
Nov 2023	10.69%	Nov 2021	-2.79%		
Oct 2023	21.72%	Oct 2021	41.15%		

The Nasdaq Crypto Settlement Price™ Index (NCIS™) Factsheet



Quarterly Performance (Price Version)

Q3 2025	15.03%	Q4 2022	-14.87%
Q2 2025	28.67%	Q3 2022	10.94%
Q1 2025	-17.73%	Q2 2022	-62.15%
Q4 2024	47.86%	Q1 2022	-3.66%
Q3 2024	-1.66%	Q4 2021	8.04%
Q2 2024	-11.43%	Q3 2021	29.09%
Q1 2024	59.77%	Q2 2021	-31.54%
Q4 2023	51.29%	Q1 2021	111.70%
Q3 2023	-12.21%	Q4 2020	157.13%
Q2 2023	6.29%	Q3 2020	24.26%
Q1 2023	64.58%	Q2 2020	-5.03%

All Information as of 09/30/2025.

Sources: Nasdaq Index Research. Bloomberg. FactSet

Disclaimer

Nasdaq® is a registered trademark of Nasdaq, Inc. The information contained above is provided for informational and educational purposes only, and nothing contained herein should be construed as investment advice, either on behalf of a particular digital asset or an overall investment strategy. Neither Nasdaq, Inc. nor any of its affiliates makes any recommendation to buy or sell any digital asset or any representation about the financial condition of any company. Statements regarding Nasdaq listed companies or Nasdaq proprietary indexes are not guarantees of future performance. Actual results may differ materially from those expressed or implied. Past performance is not indicative of future results. Investors should undertake their own due diligence and carefully evaluate companies before investing. **ADVICE FROM A DIGITAL ASSET PROFESSIONAL IS STRONGLY ADVISED**

<https://indexes.nasdaq.com/>

Nasdaq Index Services Team

Toll Free Number | Calling in the U.S. +1 844 717 0708

International Callers | Non-us Callers +1 301 978 8311

IndexServices@nasdaq.com

Corporate Headquarters | 151 W 42nd ST New York, NY 10036

