

# Nasdaq-100 Intraday Elite 15%™ Index

The index is designed to provide exposure to the Nasdaq-100 Total Return Index® (XNDX®) while targeting a 15% volatility level.



+

## Who is this index designed for

Ideal for investors seeking to capture the potential of significant intraday volatility swings while maintaining a target volatility and prioritizing capital preservation.



## Why choose the Nasdaq-100 Intraday Elite 15% Index?



- + Provides access to the Nasdaq-100®, one of the world's preeminent large-cap indexes with **exposure to innovative growth and technology stocks**.
- + Seeks to capture market gains from significant **intraday price swings** that might not be reflected in **close-to-close observations**.
- + **Mitigates downside risk** with technology that rebalances the index up to three times a day.

## Quick facts

Inception date:	7/1/2025
Ticker:	XNDXEL15™
Type:	Excess Return
Weighting:	Volatility Driven
Rebalancing:	Up to 3x Daily
Volatility target:	15.0%

## The methodology

- **1 Underlying Index**  
Nasdaq-100 Total Return™ Index (XNDX™)
- **2 Exposure Ratio**  
The index provides exposure between 0% and 250% to the underlying index (XNDX) to target the specified volatility.

- **3 Dynamic Risk Scaling**  
The index uses intraday values to adjust exposure up to 50% and capture significant swings that might not be reflected in close-to-close observations.
- **4 Volatility Adjustment Factor**  
Adjusts the final exposure based on trailing volatility of the index itself to maintain the specified volatility level.

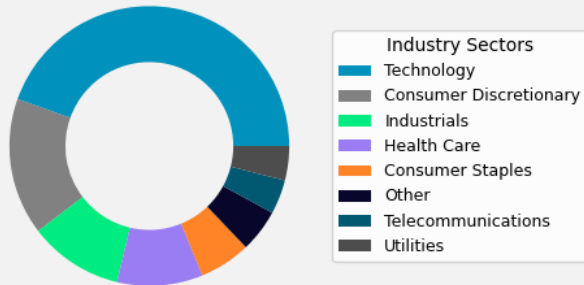
For a detailed methodology overview, [click here](#).

## Simulated historical performance as of March 31, 2026

Index name	YTD	1YR	3YR	5YR	10YR
Nasdaq-100 Intraday Elite 15% Index (XNDXEL15)	-8.61%	1.31%	7.54%	6.13%	14.54%



## Portfolio characteristics (XNDX)



Source: Nasdaq, Inc. All data as of March 31, 2026

### Top 10 holdings

1. Nvidia Corp.	6. Meta Platforms, Inc.
2. Apple, Inc.	7. Walmart Inc Cmn
3. Microsoft Corp.	8. Alphabet Cl A Cmn
4. Amazon.com Inc.	9. Alphabet Cl C Cap
5. Tesla, Inc	10. Broadcom Inc.

## Disclaimer

Nasdaq®, Nasdaq-100®, Nasdaq-100 Intraday Elite 15%™, and XNDXEL15™ are trademarks of Nasdaq, Inc. The information contained above is provided for informational and educational purposes only, and nothing contained herein should be construed as investment advice, either on behalf of a particular security or an overall investment strategy. Neither Nasdaq, Inc. nor any of its affiliates makes any recommendation to buy or sell any security or any representation about the financial condition of any company. Statements regarding Nasdaq-listed companies or Nasdaq proprietary indexes are not guarantees of future performance. Actual results may differ materially from those expressed or implied. Past performance is not indicative of future results. Investors should undertake their own due diligence and carefully evaluate companies before investing.

ADVICE FROM A SECURITIES PROFESSIONAL IS STRONGLY ADVISED.

© 2026. Nasdaq, Inc. All Rights Reserved.