

**Nasdaq First North Premier Growth Market** serves as a platform for growth, enabling Nordic and international companies to access capital to develop and expand their businesses. Introduced as a way to further assist listed companies on their growth journeys, First North Premier Growth Market is our senior growth market segment designed to assist companies in raising investor visibility and prepare them for a Main Market listing.

The information refers to Nasdaq First North Premier Growth Market if not otherwise stated.  
Source: Nasdaq internal data, Nordic and Baltic markets, 2023-12-31.

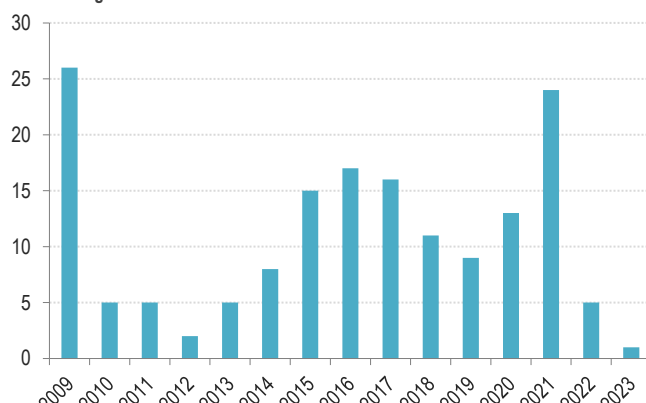
### Fast Facts

(EUR)	First North Premier	First North
Trading started	Feb 2009	Jun 2006
Listed companies, year end	70	531
Market capitalization, year end	6.7 Bn	29.0 Bn
Company average trade size	843	861
Trades/ business day	8 880	49 496
Trades/ business day, company average*	127	93
Turnover/ business day	7,5 M	42,6 M
Turnover/ business day, company average*	107 K	80 K

\* Calculated as total value divided by number of companies in segment at year end.

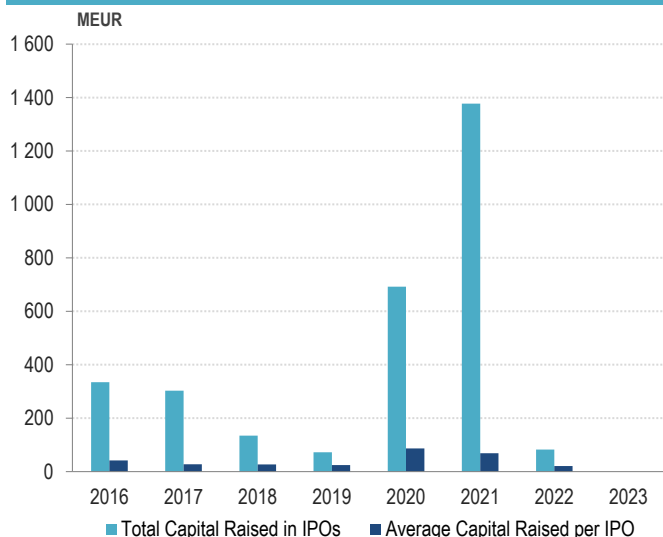
### New Listings 2009 - 2023

New Listings/ Year



\* Launched 2009, during which a large number of companies moved to the segment.

### IPO Capital Raised 2016 - 2023



### 10 most recent IPOs, as of Year End 2023

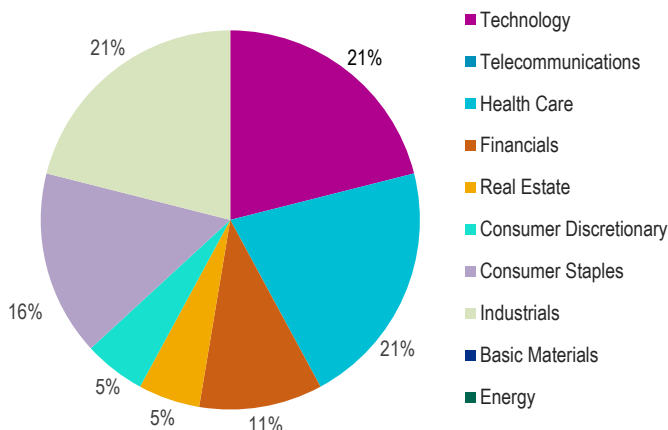
Listing Date	Company Name	Sector	Exchange
2023-02-10	Neobo Fastigheter AB	Real Estate	STO

### IPO Capital Raised by Sector 2023

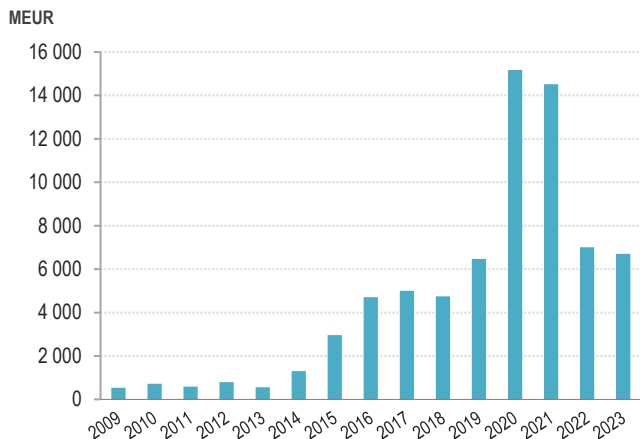
First North Premier and First North

Sector	Total Count	Proceeds Raised (EUR)	Capital Raised (%)
Technology	4	-	0%
Telecommunications	0	-	0%
Health Care	4	-	0%
Financials	2	-	0%
Real Estate	1	-	0%
Consumer Discretionary	1	-	0%
Consumer Staples	3	5 779 052	60%
Industrials	4	3 815 155	40%
Basic Materials	0	-	0%
Energy	0	-	0%
Utilities	0	-	0%
<b>Grand Total</b>	<b>19</b>	<b>9 594 208</b>	<b>100,00%</b>

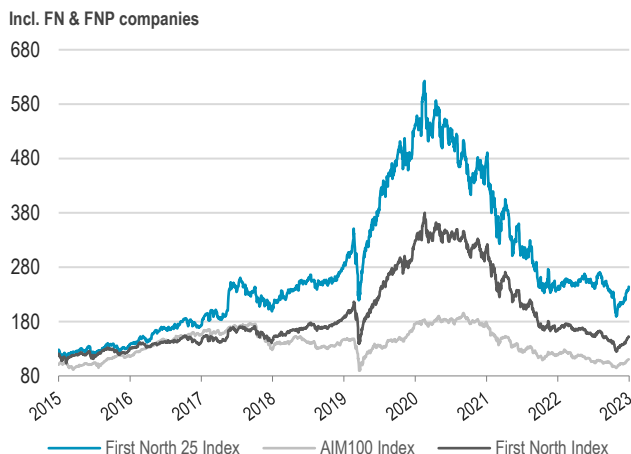
### Number of Listed Companies by Sector (Percentage Share)



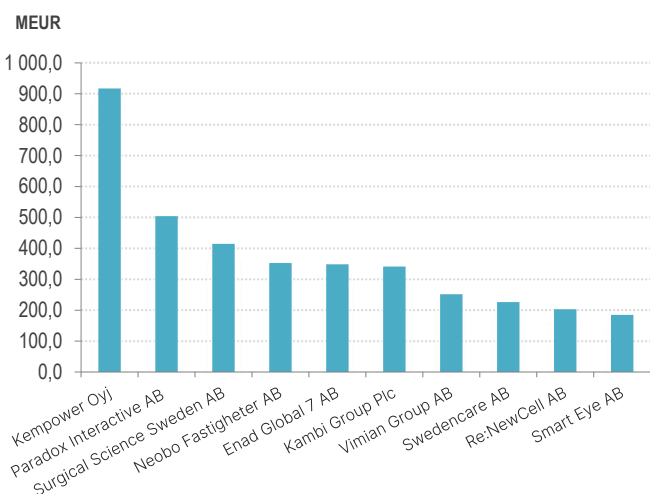
### Market Cap Development



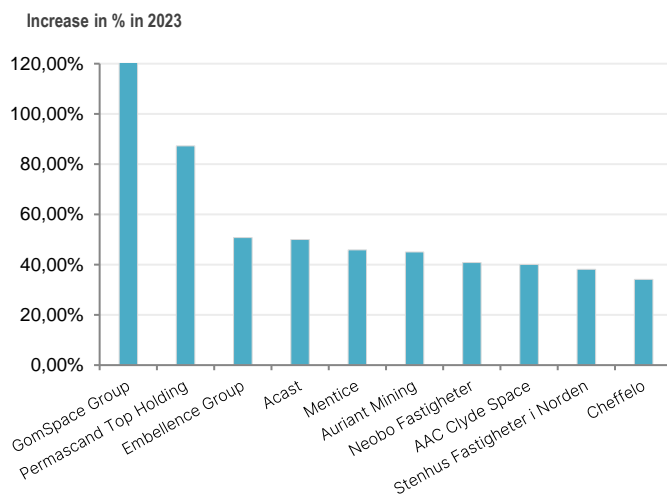
### First North 25 Index



### Top 10 Most Traded Shares on First North 2023



### Best Performing Shares on First North Premier 2023



### Trading Member Market Share 2023

Trading Member	Turnover		Trades	
	MEUR	(%)	No.	(%)
Avanza Bank AB	3 405	17,60	8 282 733	35,56
Nordnet Bank AB	2 842	14,69	3 500 739	15,03
XTX Markets SAS	1 145	5,92	1 104 786	4,74
Skandinaviska Enskilda Banken AB	1 110	5,74	724 510	3,11
Carnegie Investment Bank AB	1 008	5,21	95 770	0,41
Nordea Bank Abp	973	5,03	1 023 815	4,40
SSW Trading GmbH	888	4,59	1 488 273	6,39
Morgan Stanley Europe SE	843	4,36	781 636	3,36
Goldman Sachs Bank Europe SE	799	4,13	712 491	3,06
BofA Securities Europe SA	642	3,32	784 934	3,37

### Contact Information

For more information contact [Listings@nasdaq.com](mailto:Listings@nasdaq.com)

Sweden  
Håkan Sjögren: +46 73 449 7893 • [hakan.sjogren@nasdaq.com](mailto:hakan.sjogren@nasdaq.com)  
Dennis Fagerros: +46 73 449 6419 • [dennis.fagerros@nasdaq.com](mailto:dennis.fagerros@nasdaq.com)

Finland  
Erja Retzen: +358 50 324 1549 • [erja.retzen@nasdaq.com](mailto:erja.retzen@nasdaq.com)  
Minna Korpi: +358 50 553 9835 • [minna.korpi@nasdaq.com](mailto:minna.korpi@nasdaq.com)

Denmark  
Carsten Barring: +45 40 70 71 94 • [carsten.barring@nasdaq.com](mailto:carsten.barring@nasdaq.com)  
Peter Legind-Hansen: +45 40 72 71 95 • [peter.legind-hansen@nasdaq.com](mailto:peter.legind-hansen@nasdaq.com)

Read more about Nasdaq First North Premier Growth Market:  
<https://www.nasdaq.com/solutions/nasdaq-first-north-premier-growth-market>